

# BC1

## AUTOMATIC CHAIN BARRIER

**JETFLEX**

- » It has compatible commands with managed and unmanaged access control such as push-button, opening-only or closing-only commands;
- » It has inputs for photocell and inductive loops for greater safety and comfort at gates;
- » It has a removable memory where the recorded transmitters are saved;
- » Compatible with Contatto WiFi, Contatto Connect devices and Smart module for gates;
- » It prevents the flow of vehicles in unauthorized times and places;
- » Ideal for parking lots for shops, offices, clinics and gas stations.



### TECHNICAL SPECIFICATIONS

#### BC1 (GALVANIZED STEEL CHAIN)

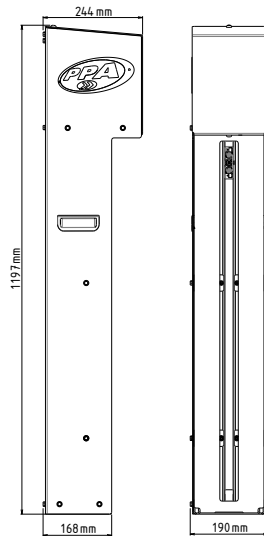
CHAIN LENGTH	CYCLES/ HOUR	OPENING TIME (ADJUSTABLE)	CLOSING TIME (ADJUSTABLE)	VOLTAGE
8 Meters (9-mm chain)	40 C/H	5 sec	5 sec	127 and 220 V
16 Meters (5-mm chain)	40 C/H	5 sec	5 sec	127 and 220 V

#### BC1 (PLASTIC CHAIN)


CHAIN LENGTH	CYCLES/ HOUR	OPENING TIME (ADJUSTABLE)	CLOSING TIME (ADJUSTABLE)	VOLTAGE
16 Meters (5, 9 and 15-mm chains)	40 C/H	5 sec	5 sec	127 and 220 V



» TECHNICAL DRAWING



» COMMAND BOARD



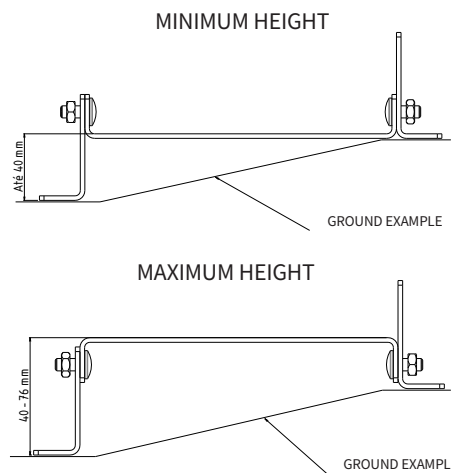
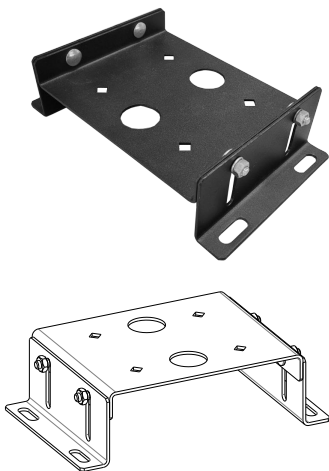
TRIFLEX CONNECT:

- IT HAS COMPATIBLE COMMANDS WITH MANAGED AND UNMANAGED ACCESS CONTROL SUCH AS PUSH-BUTTON, OPENING-ONLY OR CLOSING-ONLY COMMANDS;
- IT HAS INPUTS FOR PHOTOCELLS AND INDUCTIVE LOOPS TO ENSURE GREATER SAFETY AND COMFORT AT GATES;
- IT HAS A REMOVABLE MEMORY WHERE THE RECORDED TRANSMITTERS ARE SAVED;
- PPA CONNECT LINE PRODUCT COMPATIBLE WITH CONTATTO WIFI, CONTATTO CONNECT DEVICES, AND SMART MODULE FOR GATES.

» ACCESSORIES

BC1 FLEX BASE

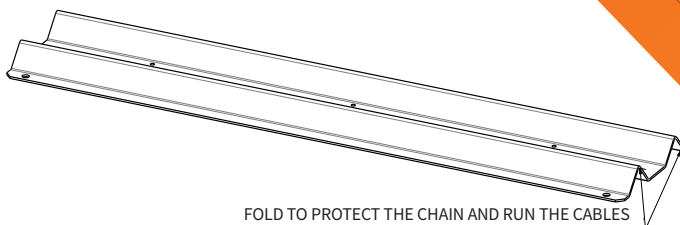
It speeds up installation as it does not require changing or building a masonry base. It also corrects ground unevenness.



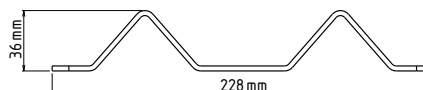
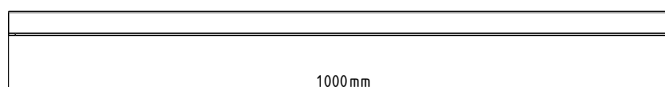
## BC1 - AUTOMATIC CHAIN BARRIER

### PROTECTION RAMP

Essential chain protection accessory specially for the plastic model. Easily installed with no need to break the floor. It helps connecting the cables from one BC1 channel to another through the spaces provided by the ramp.



FOLD TO PROTECT THE CHAIN AND RUN THE CABLES



ZAP 2



CONTATTO  
WIFI



CONNECT  
SMART MODULE



LUX LIGHT BAR